

FPCAP Functional Polymer Aluminum Solid Electrolytic Capacitors

HT series

Low ESR

Guarantee 125°C

Large Capacitance

Lead-free

RoHS Compliance

UPGRADE



Features

By using Functional Polymer cathode, Frequency & Temp. characteristics are greatly improved.

- Low ESR at a high frequency range.
- High ripple current capability.
- Guaranteed at 125 degrees and high reliability.

Applications

- Switching Power Supply and DC/DC Converter.
- Back up Power Supplies of CPU (VRM etc.)
- Miniature high Power Supply.

Environmental Correspondence

Corresponding to Lead-free, RoHS compliance and Halogen-free.

- The Lead-free of terminal plating (Sn)

Specifications

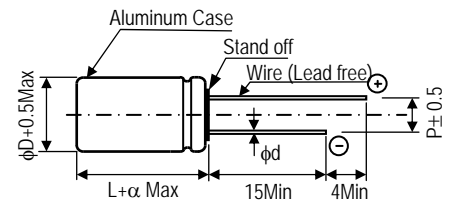
Items	Characteristics	
	HT	
Operating Temp. Range	- 55 to + 125°C	
Rated Voltage Range	6.3 to 20V·dc	
Capacitance Range	150 to 820μF	
Capacitance Tolerance	± 20% (M)	
Endurance	Condition	125°C 1000Hrs at rated voltage
	Capacitance	Within ± 20% of the value before test
	Leakage Current	Not to exceed the value specified
	tan δ	Not to exceed 150% of the value specified
Failure Rate	0.5% / 1000Hrs. Max (60%CL)	

Size List

[φD×L]

Cap. [μF]	R.V (S.V.) [V]	6.3 (7.2)	10 (11.5)	16 (18.4)	20 (23)
	150				
220			8×11.5		
270				10×12.5	
330			8×11.5	10×12.5	
390			8×11.5		
560			10×12.5		
680	10×12.5				
820	10×12.5				

Dimensions



[Unit : mm]

φD×L	φd	P	α
8×11.5	0.6	3.5	1.5
10×12.5	0.6	5.0	1.5

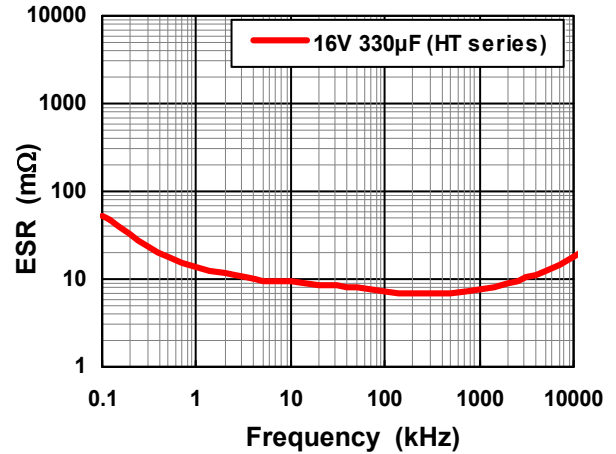
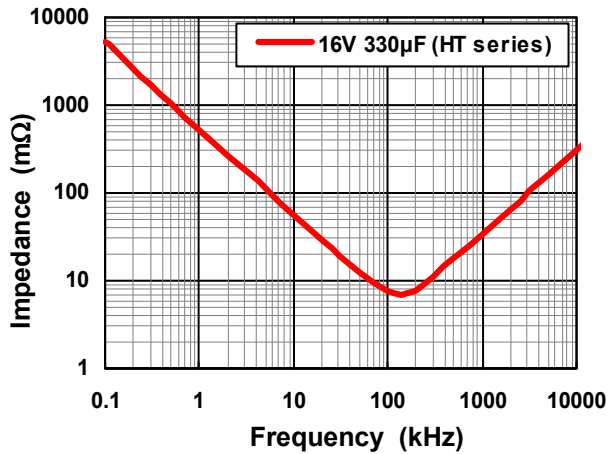
● Part number & Specifications

Rated Voltage (V)	Rated Capacitance (μ F, 120Hz)	Part Number		Leakage Current *1 (μ A, 2 min)	tan δ (120Hz)	ESR (m Ω , 100kHz)	Rated Ripple Current		Case Size ϕ D×L(mm)
		NICHICON	FPCAP				*2 105°C or less	*2 105°C to 125°C	
6.3	680	RHT0J681MDN1□□	FP-6R3RE681M-HT□□	857	0.12	12	5450	1740	10 × 12.5
	820	RHT0J821MDN1□□	FP-6R3RE821M-HT□□	1033	0.12	12	5450	1740	10 × 12.5
10	220	RHT1A221MDN1□□	FP-010RE221M-HT□□	440	0.12	17	3950	1260	8 × 11.5
	330	RHT1A331MDN1□□	FP-010RE331M-HT□□	660	0.12	17	3950	1260	8 × 11.5
	390	RHT1A391MDN1□□	FP-010RE391M-HT□□	780	0.12	16	3950	1260	8 × 11.5
	560	RHT1A561MDN1□□	FP-010RE561M-HT□□	1120	0.12	13	5250	1680	10 × 12.5
16	270	RHT1C271MDN1□□	FP-016RE271M-HT□□	864	0.12	16	4750	1520	10 × 12.5
	330	RHT1C331MDN1□□	FP-016RE331M-HT□□	1056	0.12	16	4750	1520	10 × 12.5
20	150	RHT1D151MDN1□□	FP-020RE151M-HT□□	600	0.12	20	4350	1390	10 × 12.5

*1: In case of some doubt about measured values, measure after applying rated voltage for 120 minutes at 105°C.

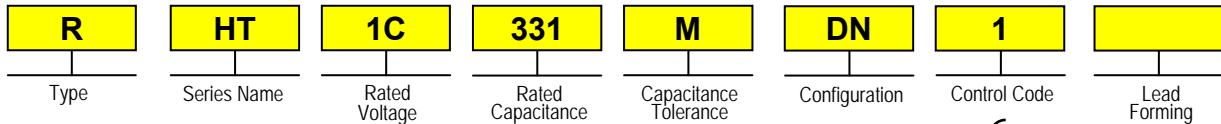
*2: At ambient temperature

● Frequency Characteristics



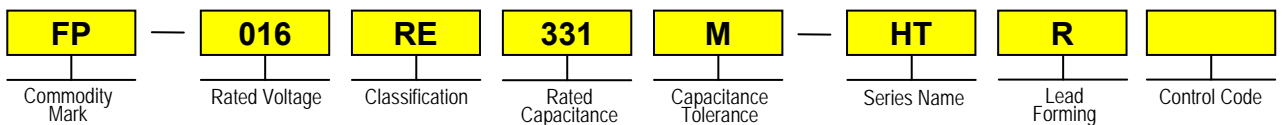
● Part Number (EX) 16V, 330 μ F

Nichicon P/N



CG: Cut lead (Bulk)
 KX: ϕ 8, 3.5mm pitch taping
 PX: ϕ 8, 5.0mm pitch taping
 PH: ϕ 10, 5.0mm pitch taping

FPCAP P/N



R: Long lead (Bulk)
 CG: Cut lead (Bulk)
 K : ϕ 8, 3.5mm pitch taping
 P : ϕ 8, 5.0mm pitch taping
 PH: ϕ 10, 5.0mm pitch taping