


FPCAP Functional Polymer Aluminum Solid Electrolytic Capacitors

VA & VB & VC series

SMD	7.3×4.3×2.8	3mm Height
Low ESR	Lead-free	RoHS Compliance

NEW



Features

- By using Aluminum Functional Polymer.
 - Low ESR at a high frequency range.
 - High ripple current capability.

Applications

- Switching Power Supply and DC/DC Converter.
- Back up Power Supplies of CPU(VRM etc.)
- Miniature high Power Supply.

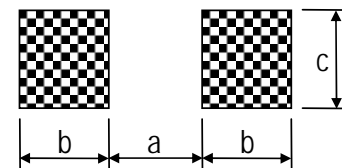
Environmental Correspondence

- Corresponding to Lead-free, RoHS compliance and Halogen-free.
 - The Lead-free of terminal plating.

Specifications

Items	Characteristic	
	VA, VB, VC	
Operating temp. range	-55 to +105°C	
Rated voltage range	2.0 to 25V-DC	
Capacitance range	15 to 330μF	
Capacitance tolerance	±20% (M)	
Endurance	Test condition	105°C, rated voltage 1000Hrs.
	Capacitance	Within ±20% of initial value before test
	Leakage current	Not to exceed the initial specified value
	tan δ	Not to exceed 150% of initial specified value
Damp Heat	Test condition	60°C, 90~95%RH, No Bias, 500Hrs.
	Capacitance	Within +50%-20% of initial value before test
	Leakage current	Not to exceed 300% of initial specified value
	tan δ	Not to exceed 200% of initial specified value
Failure Rate	0.5% / 1000Hrs. Max (60%CL)	

Recommended land pattern



[Unit: mm]

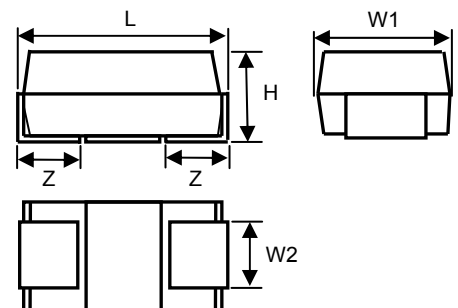
Size Code L × W × H	a	b	c
N 7.3 × 4.3 × 2.8	4.1	2.05	2.9

Size Code (ESR) List

[Size Code (mΩ)]

R.V. (S.V.) Cap. [μF]	2.0 (2.3)		2.5 (2.8)		4.0 (4.6)		6.3 (7.2)		16 (18.4)	25 (28.7)
	VB	VC	VA	VB	VA	VB	VA	VB	VA	VA
15										N (60)
27									N (55)	N (60)
33									N (55)	
47									N (55)	
100							N (25)	N (20)		
150					N (18)	N (15)		N (20)		
220			N (18)	N (15)		N (15)				
330	N (15)	N (9)								

Dimensions



[Unit: mm]

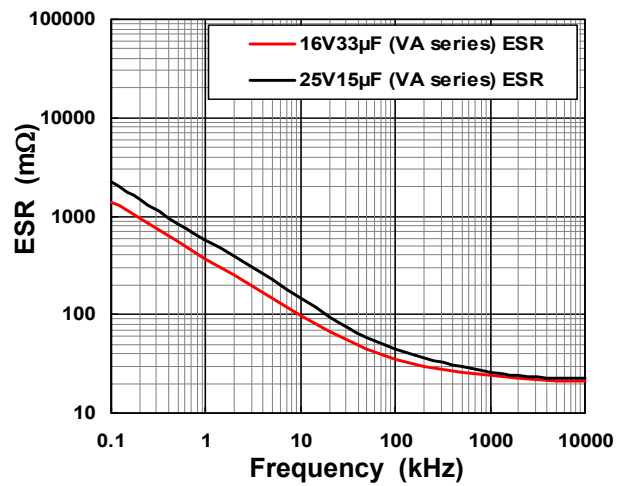
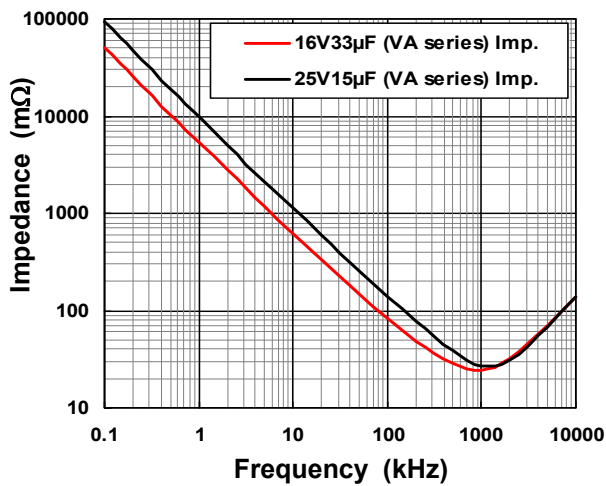
Size Code L × W × H	L±0.2	W1±0.2	W2±0.1	H±0.2	Z±0.2
N 7.3 × 4.3 × 2.8	7.3	4.3	2.4	2.8	1.3

● Part number & Specifications

Rated Voltage (V)	Rated Capacitance (μF, 120Hz)	Part Number		Leakage Current* (μA, 2 min)	tanδ (120Hz)	ESR (mΩ, 100kHz)	Rated Ripple Current (mA, r.m.s.)	Size L×W×H(mm)	MSL (J-STD-020D)
		NICHICON	FPCAP						
2.0	330	RVB0D331MNG	FP-2R0CM331M-VBR	700	0.12	15	2800	7.3 × 4.3 × 2.8	Level 3
	330	RVC0D331MNG	FP-2R0CM331M-VCR	700	0.12	9	3300	7.3 × 4.3 × 2.8	Level 3
2.5	220	RVA0E221MNG	FP-2R5CM221M-VAR	700	0.12	18	2600	7.3 × 4.3 × 2.8	Level 3
	220	RVB0E221MNG	FP-2R5CM221M-VBR	700	0.12	15	2800	7.3 × 4.3 × 2.8	Level 3
4.0	150	RVA0G151MNG	FP-4R0CM151M-VAR	700	0.12	18	2600	7.3 × 4.3 × 2.8	Level 3
	150	RVB0G151MNG	FP-4R0CM151M-VBR	700	0.12	15	2800	7.3 × 4.3 × 2.8	Level 3
	220	RVB0G221MNG	FP-4R0CM221M-VBR	1000	0.12	15	2800	7.3 × 4.3 × 2.8	Level 3
6.3	100	RVA0J101MNG	FP-6R3CM101M-VAR	700	0.12	25	2000	7.3 × 4.3 × 2.8	Level 3
	100	RVB0J101MNG	FP-6R3CM101M-VBR	700	0.12	20	2400	7.3 × 4.3 × 2.8	Level 3
	150	RVB0J151MNG	FP-6R3CM151M-VBR	1000	0.12	20	2400	7.3 × 4.3 × 2.8	Level 3
16	27	RVA1C270MNG	FP-016CM270M-VAR	216	0.12	55	1100	7.3 × 4.3 × 2.8	Level 3
	33	RVA1C330MNG	FP-016CM330M-VAR	264	0.12	55	1100	7.3 × 4.3 × 2.8	Level 3
	47	RVA1C470MNG	FP-016CM470M-VAR	376	0.12	55	1100	7.3 × 4.3 × 2.8	Level 3
25	15	RVA1E150MNG	FP-025CM150M-VAR	188	0.12	60	1000	7.3 × 4.3 × 2.8	Level 3
	27	RVA1E270MNG	FP-025CM270M-VAR	337	0.12	60	1000	7.3 × 4.3 × 2.8	Level 3

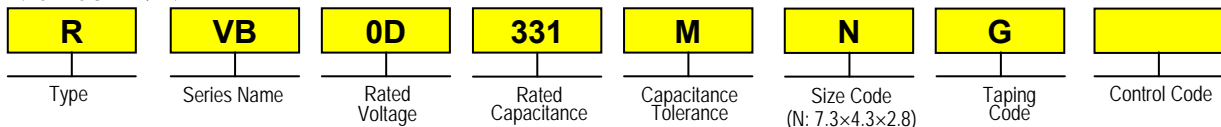
* In case of some doubt about measured values, measure after applying rated voltage for 120 minutes at 105°C.

● Frequency Characteristics



● Part Number (EX) 2.0V, 330μF, VB series

Nichicon P/N



FPCAP P/N

