


SV 7mmL, Long Life Assurance
series

- Extended load life of 5000 hours at +105°C, with 7mm height.
- Compliant to the RoHS directive (2002/95/EC).

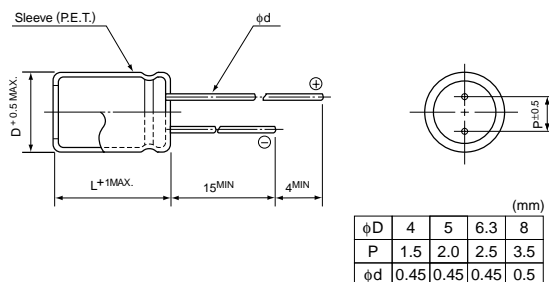
ST Long Life SV



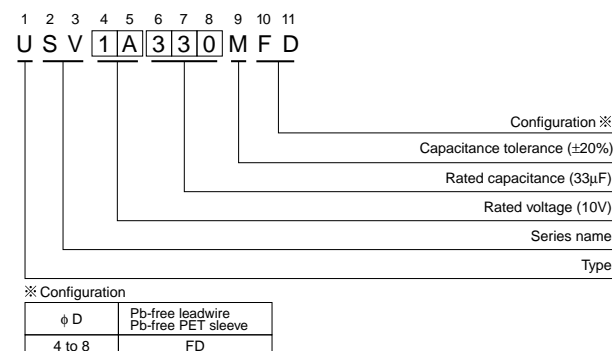
■ Specifications

Item	Performance Characteristics							
Category Temperature Range	-40 to +105°C							
Rated Voltage Range	6.3 to 50V							
Rated Capacitance Range	0.1 to 220μF							
Capacitance Tolerance	±20% at 120Hz, 20°C							
Leakage Current	After 2 minutes' application of rated voltage, leakage current is not more than 0.01CV or 3(μA), whichever is greater.							
Tangent of loss angle (tan δ)	Measurement frequency : 120Hz, Temperature : 20°C							
	Rated voltage (V)	6.3	10	16	25	35	50	
	tan δ (MAX.)	0.24	0.21	0.18	0.15	0.13	0.12	
Stability at Low Temperature	Measurement frequency : 120Hz							
	Rated voltage (V)		6.3	10	16	25	35	50
	Impedance ratio	Z-25°C / Z+20°C	4	3	2	2	2	2
	ZT / Z20 (MAX.)	Z-40°C / Z+20°C	8	6	4	3	3	3
Endurance	The specifications listed at right shall be met when the capacitors are restored to 20°C after the rated voltage is applied for 5000 hours at 105°C.				Capacitance change		Within ±30% of the initial capacitance value	
					tan δ		300% or less than the initial specified value	
					Leakage current		Less than or equal to the initial specified value	
Shelf Life	After storing the capacitors under no load at 105°C for 1000 hours and then performing voltage treatment based on JIS C 5101-4 clause 4.1 at 20°C, they shall meet the specified values for the endurance characteristics listed above.							
Marking	Printed with silver color letter on dark brown sleeve.							

■ Radial Lead Type



Type numbering system (Example: 10V 33μF)



■ Dimensions

V	6.3	10	16	25	35	50
Cap. (μF)	0J	1A	1C	1E	1V	1H
0.1	0R1					4 × 7 1.0
0.22	R22					4 × 7 2.3
0.33	R33					4 × 7 3.5
0.47	R47					4 × 7 5.0
1	010					4 × 7 10
2.2	2R2					4 × 7 19
3.3	3R3					4 × 7 24
4.7	4R7					5 × 7 29
10	100		4 × 7 29	5 × 7 33	5 × 7 36	6.3 × 7 44
22	220	4 × 7 34	5 × 7 38	5 × 7 44	6.3 × 7 51	6.3 × 7 57
33	330	5 × 7 42	5 × 7 47	6.3 × 7 57	6.3 × 7 63	8 × 7 72
47	470	5 × 7 50	6.3 × 7 59	6.3 × 7 68	8 × 7 78	
100	101	6.3 × 7 77	8 × 7 96	8 × 7 107		
220	221	8 × 7 130				Case size φ D × L (mm)
						Rated ripple

Rated ripple current (mA rms) at 105°C 120Hz

● Frequency coefficient of rated ripple current

Frequency	50 Hz	120 Hz	300 Hz	1 kHz	10 kHz or more
Coefficient	0.70	1.00	1.17	1.36	1.50

Please refer to page 20, 21, 22 about the formed or taped product spec.
Please refer to page 4 for the minimum order quantity.

CAT.8100Z