
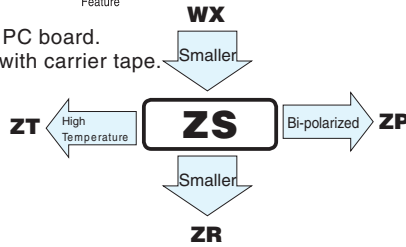


# ALUMINUM ELECTROLYTIC CAPACITORS

**ZS** 4.5mmL Chip Type  
series



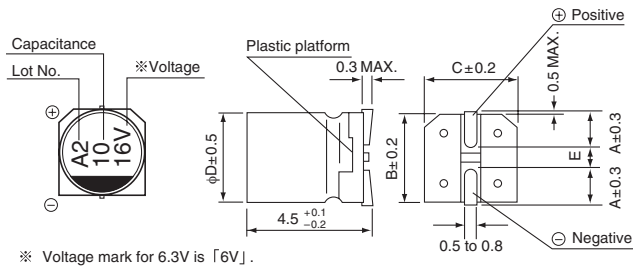
- Chip type with 4.5mm height.
- Designed for surface mounting on high density PC board.
- Applicable to automatic mounting machine fed with carrier tape.
- Compliant to the RoHS directive (2011/65/EU).



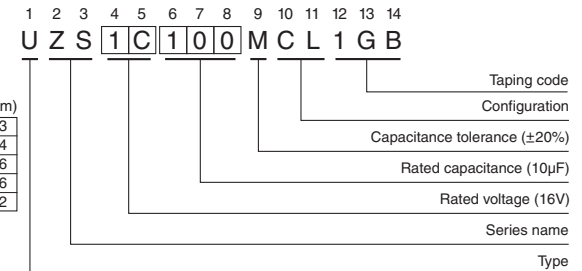
## Specifications

Item	Performance Characteristics							
Category Temperature Range	-40 to + 85°C							
Rated Voltage Range	4 to 50V							
Rated Capacitance Range	0.1 to 220μF							
Capacitance Tolerance	+20% at 120Hz, 20°C							
Leakage Current	After 2 minutes' application of rated voltage, leakage current is not more than 0.01 CV or 3 (μA), whichever is greater.							
Tangent of loss angle (tan δ)	Measurement frequency : 120Hz at 20°C							
	Rated voltage (V)	4	6.3	10	16	25	35	50
Stability at Low Temperature	Measurement frequency : 120Hz							
	Rated voltage (V)	4	6.3	10	16	25	35	50
Endurance	Impedance ratio	Z-25°C / Z+20°C	7	4	3	2	2	2
	ZT / Z20 (MAX.)	Z-40°C / Z+20°C	15	8	8	4	3	3
Shelf Life	The specifications listed at right shall be met when the capacitors are restored to 20°C after the rated voltage is applied for 2000 hours at 85°C.							
	Capacitance change	Within ±20% of the initial capacitance value						
	tan δ	200% or less than the initial specified value						
Resistance to soldering heat	After storing the capacitors under no load at 85°C for 1000 hours and then performing voltage treatment based on JIS C 5101-4 clause 4.1 at 20°C, they shall meet the specified values for the endurance characteristics listed above.							
	Capacitance change	Within ±10% of the initial capacitance value						
	tan δ	Less than or equal to the initial specified value						
Marking	The capacitors are kept on a hot plate for 30 seconds, which is maintained at 250°C. The capacitors shall meet the characteristic requirements listed at right when they are removed from the plate and restored to 20°C.							
	Leakage current	Less than or equal to the initial specified value						
	Black print on the case top.							

## Chip Type



## Type numbering system (Example : 16V 10μF)



## Dimensions

Cap. (μF)	Code	4		6.3		10		16		25		35		50	
		0G		0J		1A		1C		1E		1V		1H	
0.1	0R1													4	1.0
0.22	R22													4	2.0
0.33	R33													4	2.8
0.47	R47													4	4.0
1	010													4	8.4
2.2	2R2													4	13
3.3	3R3													4	17
4.7	4R7									4	16	4	18	5	20
10	100							4	23	5	27	5	29	6.3	33
22	220			4	28	5	33	5	37	6.3	42	6.3	46		
33	330	4	28	5	37	5	41	6.3	49	6.3	52				
47	470	4	33	5	45	6.3	52	6.3	58						
100	101	5	56	6.3	70										
220	221	6.3	96												

Rated ripple current (mArms) at 85°C 120Hz

## Frequency coefficient of rated ripple current

Frequency	50 Hz	120 Hz	300 Hz	1 kHz	10 kHz or more
Coefficient	0.70	1.00	1.17	1.36	1.50

- Taping specifications are given in page 23.
- Recommended land size, soldering by reflow are given in page 18, 19.
- Please select UR(p.150), UG(p.158) series if high C/V products are required.
- Please refer to page 3 for the minimum order quantity.

CAT.8100D