

ALUMINUM ELECTROLYTIC CAPACITORS


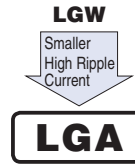
LGA

Snap-in Terminal Type, 105°C High Ripple Current, Long Life



NEW

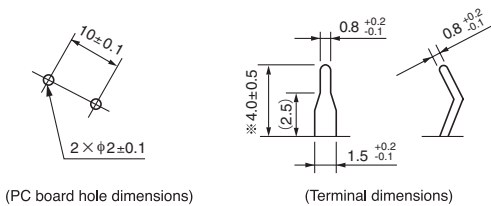
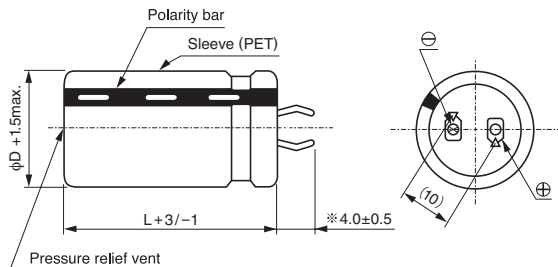
- High Capacitance, High Ripple Current, Long Life.
- Withstanding 5000 hours application of rated ripple current at 105°C.
- Compliant to the RoHS directive (2011/65/EU,(EU)2015/863).



Specifications

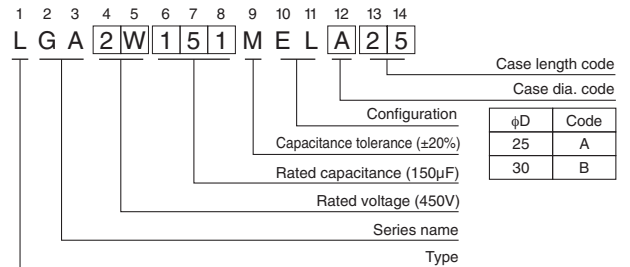
Item	Performance Characteristics	
Category Temperature Range	- 40 to +105°C	
Rated Voltage Range	450V	
Rated Capacitance Range	150 to 560μF	
Capacitance Tolerance	±20% at 120Hz, 20°C	
Leakage Current	$I \leq 3\sqrt{CV}$ (μA) (After 5 minutes' application of rated voltage at 20°C) [C : Rated Capacitance (μF) V : Voltage (V)]	
Tangent of loss angle (tan δ)	0.20max. 120Hz at 20°C	
Stability at Low Temperature	Rated voltage (V)	450
	Impedance ratio (max.)	$Z(-25^\circ\text{C}) / Z(+20^\circ\text{C})$ 8
Endurance	Measurement frequency : 120Hz	
	Capacitance change	Within ±20% of the initial capacitance value
	tan δ	200% or less than the initial specified value
Shelf Life	After storing the capacitors under no load at 105°C for 1000 hours and then performing voltage treatment based on JIS C 5101-4 clause 4.1 at 20°C, they shall meet the requirements listed at right.	
	Capacitance change	Within ±15% of the initial capacitance value
	tan δ	150% or less than the initial specified value
Leakage current	Less than or equal to the initial specified value	
Marking	Printed with white color letter on black sleeve.	

Drawing



※ Other terminations available upon request.
Please refer to the Guidelines for Aluminum Electrolytic Capacitors.

Type numbering system (Example : 450V 150μF)



Dimensions

450V (2W)				
Cap. (μF)	Size φD × L(mm)	Rated ripple (mArms)	Leakage Current (mA)	Code
150	25 × 25	1100	0.77	LGA2W151MELA25
180	25 × 30	1320	0.85	LGA2W181MELA30
220	25 × 35	1540	0.94	LGA2W221MELA35
	30 × 25	1590	0.94	LGA2W221MELB25
270	25 × 40	1770	1.04	LGA2W271MELA40
	30 × 30	1900	1.04	LGA2W271MELB30
330	25 × 45	1980	1.15	LGA2W331MELA45
	30 × 35	2230	1.15	LGA2W331MELB35
390	25 × 50	2200	1.25	LGA2W391MELA50
	30 × 40	2530	1.25	LGA2W391MELB40
470	30 × 45	2850	1.37	LGA2W471MELB45
560	30 × 50	3180	1.50	LGA2W561MELB50

Leakage Current (mA) at after 5 minutes' application of rated voltage at 20°C
Rated ripple current (mArms) at 105°C 120Hz

Frequency coefficient of rated ripple current

Frequency (Hz)	50	60	120	300	1 k	10k	50k or more
Coefficient	0.77	0.82	1.00	1.16	1.30	1.41	1.43

Design, specifications are subject to change without notice.